



≧ Mimi Möty Free

How to Draw


PATTERNS




Checkered Flower



Fill the background with pastel orange.



Draw a orange checkered grid.




Fill the intersection points with dark orange.




Use white acrylic pen to add flowers.

Fish Scales



Color blue, purple and pink
in order from inside to
outside.



Blend them together.




Draw fish scales with gold
acrylic pen.



Add highlight with white
acrylic pen.

Mimi Möty

Glowing Water



Fill the background with pastel color.



Add these colors horizontally from the inside out and blend them.



Draw short horizontal lines with white acrylic pen.



Use white acrylic pen to add highlight.

Magic Smoke



Shape the magic smoke then fill and blend with these colors randomly.



Fill the background and create the smoke holes with black .



Add highlight with white acrylic pen.




Draw stars with acrylic pens in different colors

Marble



Use these colors as a base and blend them.



Draw marble veins with dark blue and blend around the line.



Add marble veins with gold acrylic pen.



Use white acrylic pen to add highlight.

Sky



Shape clouds with pencil.



Color the sky with purple and pink then blend them




Color the upper cloud with light pink and the lower cloud with peach.

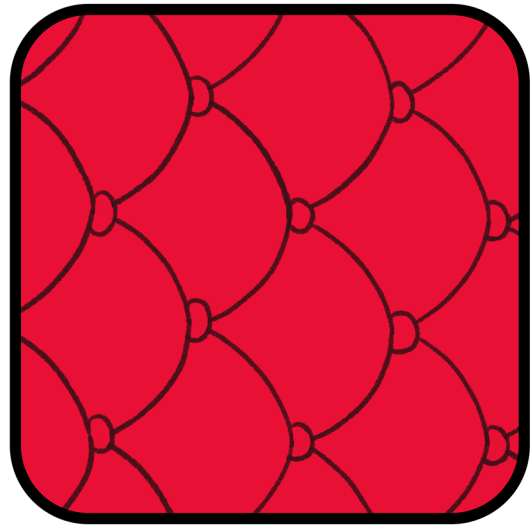


Use a white acrylic pen to add highlights and draw the moon.

Capitone



Color the base with red.



Draw a grid lines with black gel pen.




Use dark red to add shadows and blend them.



Add highlight with white acrylic pen.

Tiles



Fill the background with these colors and blend them.



Draw tile pattern with dark green.




Draw bolder inside each tile with white acrylic pen.




Add highlight with white acrylic pen.

Plaid



Fill the background with pastel yellow.



Draw a blue checkered grid.




Draw the flower clusters with red acrylic and the leaves with green acrylic.

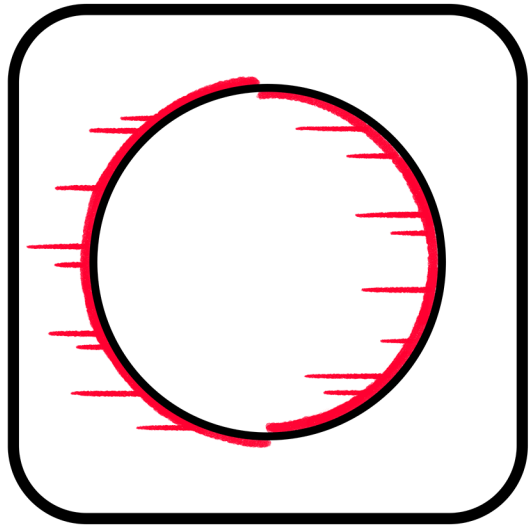


Use white gel pen to add pistils.

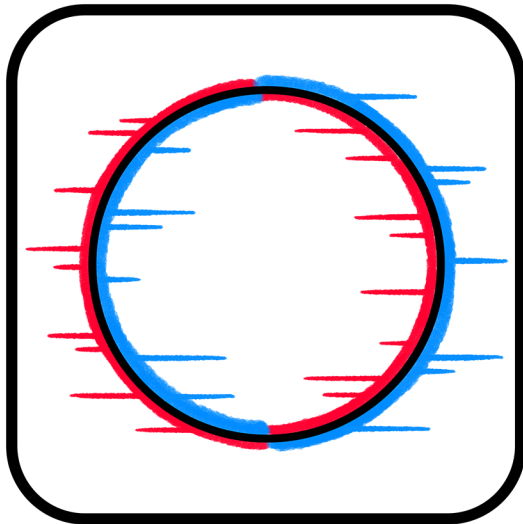
Glitch Effect



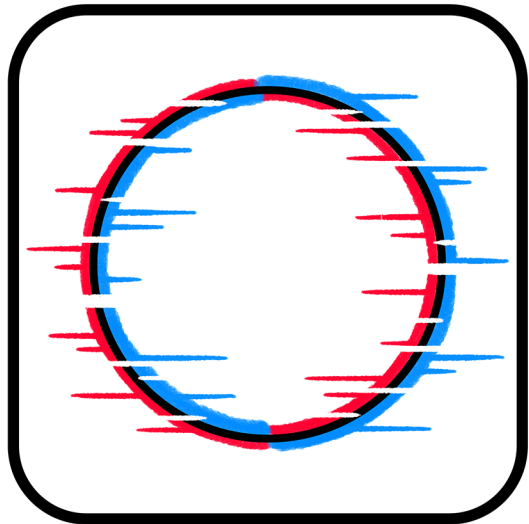
Draw a red line to the left of the black line.



draw red horizontal line to the left of black line.


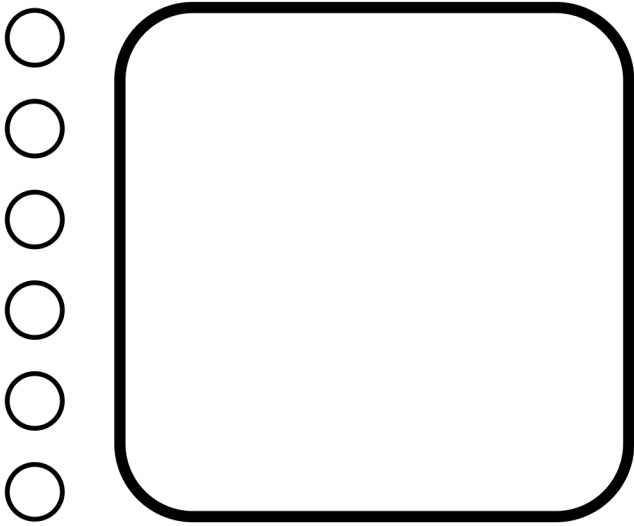





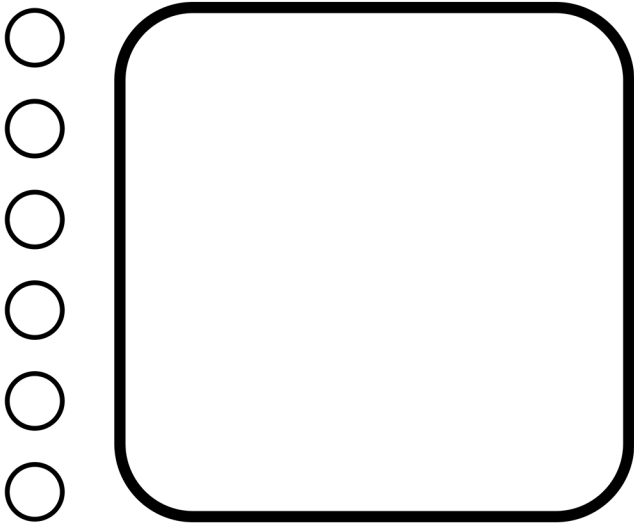


Similarly, draw blue lines to the right of the black lines.


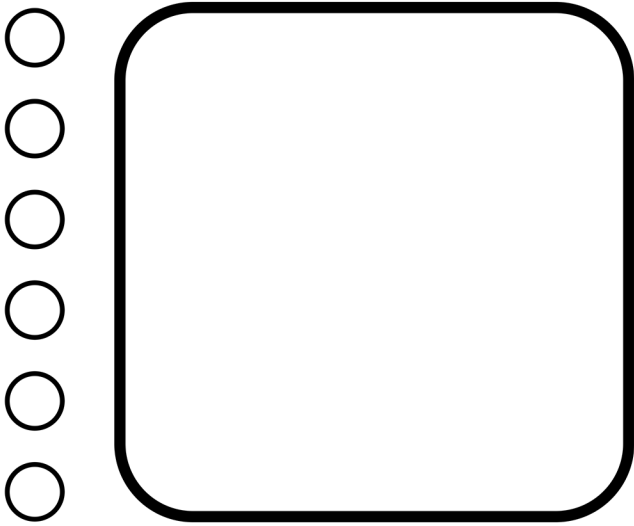





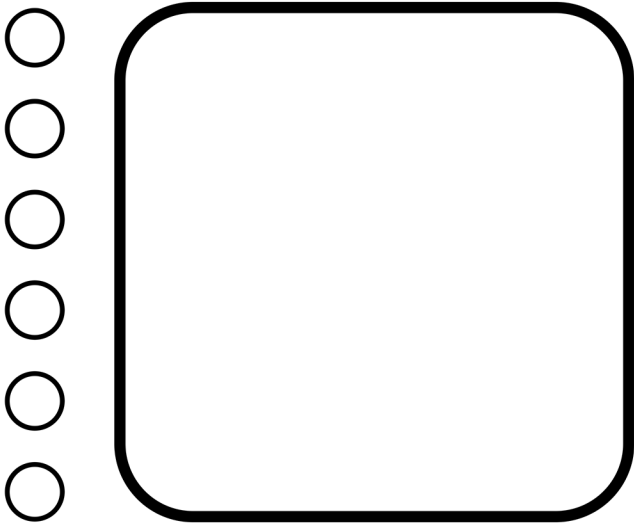


Draw random white horizontal lines.


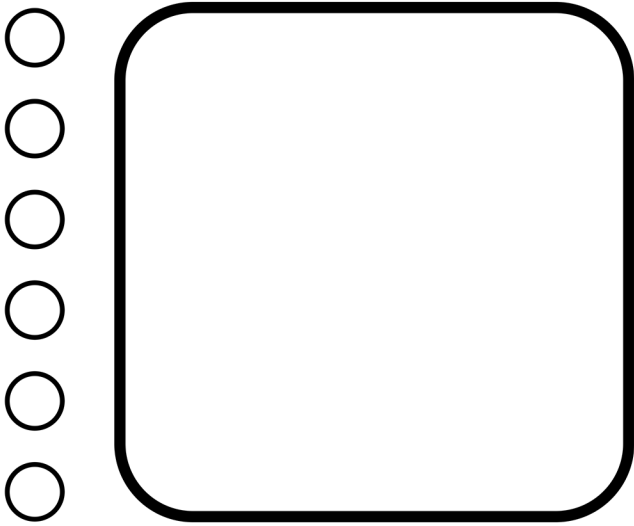


Mimi Möty











**Support me with a follow on my author page!
Simply scan the QR code and stay updated
with my latest books and creative content.
Your support means the world!**

